

## Other solution products from Premier®

### The Gentle Leader® Headcollar

For dogs with additional training issues like jumping, barking, excessive pulling and lunging, we recommend the Gentle Leader Headcollar as it offers owners much greater control.

The Gentle Leader Headcollar is also wonderful for dogs that are shy, nervous or fearful. The soft, comfortable nose loop and the snug, high neck strap have a remarkable calming and reassuring influence for these dogs. Professionals and owners alike are amazed at the greater confidence these dogs show when wearing the Gentle Leader Headcollar. Need a tool for dealing with more serious behavior problems such as aggression? The Gentle Leader Headcollar and the advice of a professional behaviorist, veterinarian, or trainer would be the perfect solutions. The Gentle Leader Headcollar has been proven to be highly successful when incorporated into a behavior treatment and modification program.



### SpraySense™ Anti-Bark Collar

**The most effective and humane solution for problem barking**

Stop problem barking! Recommended by leading veterinarians, behaviorists, and trainers. The SpraySense Anti-Bark collar uses innovative technology to deliver a harmless burst of hypoallergenic spray that interrupts your dog's barking. The spray works on four of the dog's senses – he sees it, hears it, smells it, and feels it.

### Busy Buddy®

Our Busy Buddy treat-holding toys are designed to “keep your pet busy with good things to chew!” Each one is made with a different and unique chewing experience in mind, and helps redirect potentially destructive chewing behavior into positive playtime. We've had a ton of fun developing these toys – but not nearly as much fun as our dogs have had testing them! We guarantee your dog won't be able to resist them either.



### The Premier® Collar

**Better than a buckle**

- Secure, dog cannot escape by backing out.
- Quickly slides on or off.
- Adjustability provides custom fit, great for growing pups.

**Safer than a choke**

- Tightens for control, then loosens for comfort.
- Doesn't continue to tighten around neck like a choke.
- Design prevents matting and bald spots.



### Keepsafe® Break-Away Collar

**Prevents strangulation accidents**

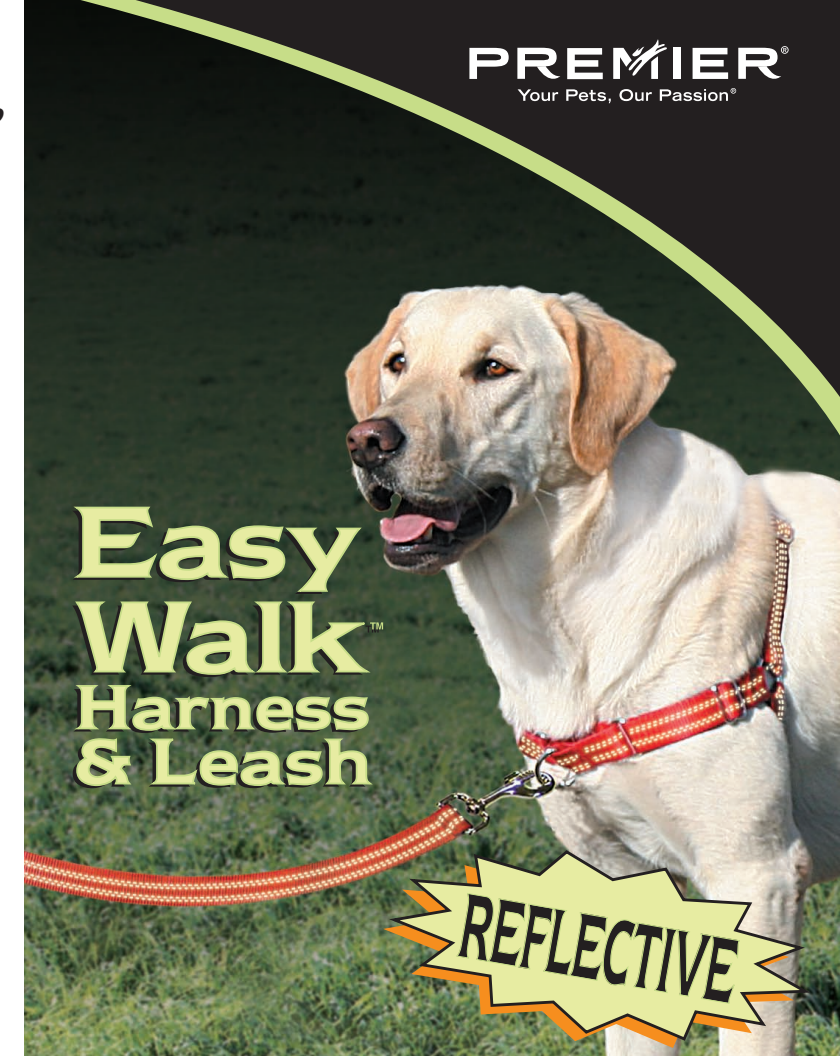
- KeepSafe is the only collar with a break-away safety buckle designed to protect dogs from collar injuries.
- Made from high quality materials, the KeepSafe Collar has successfully undergone rigorous laboratory and field testing by veterinarians, trainers and breeders.
- To walk your dog on a leash, simply snap the leash onto both D-rings.
- Reusable after release.

### “Dogs AND Owners Love It!”

The Easy Walk™ Harness is designed to gently discourage your dog from pulling while walking on a leash. It's so simple – easy to fit, and easy to use. There is very little acclimation time or special technique required.

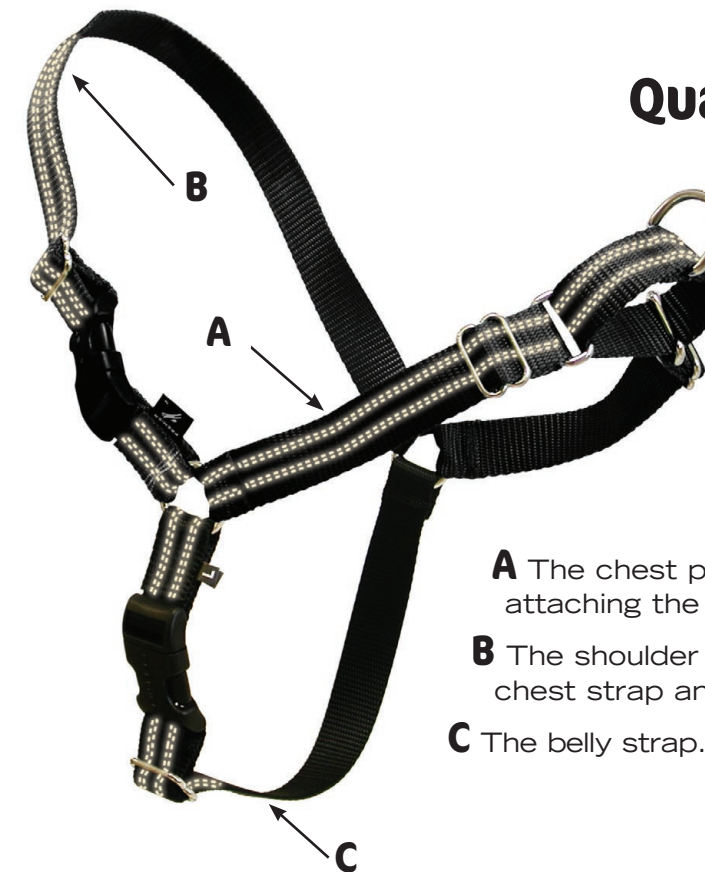
Unlike traditional collars, the Easy Walk Harness never causes coughing, gagging, or choking because the chest strap rests low across the breastbone, not on the delicate tracheal area.

Traditional harnesses actually encourage dogs to pull harder because of the “opposition reflex.” That's the reflex that causes sled dogs to pull against pressure and do what they do. The Easy Walk Harness' unique front-chest leash attachment stops pulling by steering your dog to the side and redirecting his attention towards you. And, its patent-pending martingale loop provides extra leverage for easy, relaxed control and prevents harness twisting and gapping.



**Easy Walk™  
Harness & Leash**

**REFLECTIVE**



### Quality Features:

- We included a quick snap buckle on both the shoulder and belly straps to make it easier to get the harness on and off your dog.
- Our soft, but strong nylon and 4 adjustment points provide maximum comfort and a reliable fit.

### Identifying the parts:

- A** The chest piece has a martingale loop with a “D” ring for attaching the leash.
- B** The shoulder strap is made of the same color nylon as the chest strap and has the woven Easy Walk tag.
- C** The belly strap.

# Easy Walk™ Harness Reflective




Riley

## Fitting Instructions

**IMPORTANT:** Please be sure to read and understand all instructions before using the harness on your dog.


### Fitting the harness:

#### Step 1: Fit the shoulder strap



**figure 1.** Open the quick snap buckle on the belly strap.

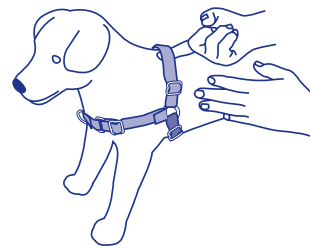
Place the shoulder strap over the dog's head with the chest strap resting on the dog's chest.



**figure 2.** Adjust the shoulder strap so that the connector ring sits above and behind the dog's shoulder.

2

#### Step 2: Fit the belly strap



**figure 3.** Tighten the shoulder strap to a comfortably snug fit, allowing for just a finger's width underneath. The snug fit is required because the girth creates the "foundation" that keeps the harness in place.

When the girth (shoulder and belly straps combined) is fitted correctly, it should resemble a vertical line.

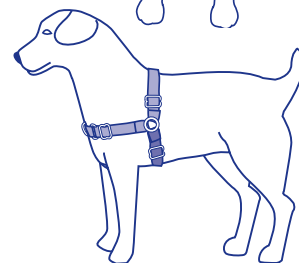
#### Step 3: Fit the chest strap



**figure 4.** AFTER you have the girth properly secured, begin to fit the chest strap. Gently press fingers on lower front of dog's chest to locate the breastbone.



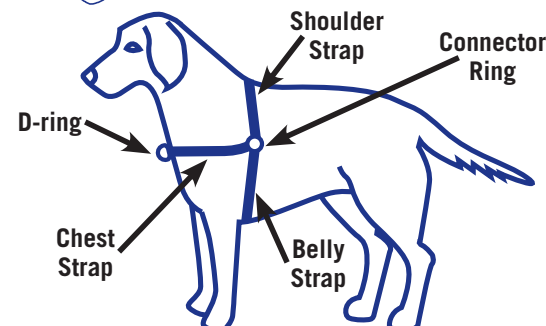
**figure 5.** Adjust each portion of the chest strap equally to keep the D-ring centered.



**figure 6.** When adjusted correctly, the chest strap will be horizontal, resting over the dog's breastbone. It should sit nearly parallel to the ground and should not "hang down" or gap.



**figure 7.** Attach the leash to the D-ring on the chest strap.



**Please note:** You may need to remove the harness during fitting to make these adjustments. Also, dogs may "tense up" during fitting, so check the fit again after the dog has walked in the harness for a few minutes.

Using a leash with a heavy clasp may cause the chest strap to sag. Please choose a leash with a light but sturdy clasp.

### Using the harness:

The Easy Walk™ Harness is designed to gently discourage your dog from pulling while walking on a leash.

If your dog forges ahead of you, gently pull the leash to the side to turn the dog toward you. As he stops pulling, be sure to release the tension on the leash. Use praise and reward your dog with treats and/or petting.

To slow your dog when he is pulling ahead, apply gentle pressure to the leash, pulling gently toward one side of the dog. Release the pressure on the leash when the dog is walking nicely next to you.

Like all collars, leashes, and harnesses, the Easy Walk™ Harness is a tool designed to help you train your dog to walk politely. We recommend finding a qualified trainer who can help you work with your dog in a positive way. For more information on finding skilled, professional trainers, contact the Association of Pet Dog Trainers at 1-800-PET-DOGS or visit their website at [www.apdt.com](http://www.apdt.com).

The Easy Walk Harness was created for making walks with your dog enjoyable and pull-free. Should you choose to run or jog with your dog, please be mindful of the possibility of chafing and discontinue use at the first sign of discomfort.

The reflective properties of this harness are designed to make walks with your dog as safe as possible. Please always use caution when walking your dog, especially in low light situations when visibility is impaired. Though the harness will allow your dog to be seen from 1,000 feet, the responsibility to keep your dog out of harm's way is yours. You must use this harness with the leash provided for maximum visibility.

We guarantee the materials and workmanship of Easy Walk Harness, but we can't keep your dog from chewing it! Please be sure to supervise your dog while he wears the Easy Walk Harness and store it safely when not in use. If your dog does chew the Easy Walk, we will happily replace it for a \$5.95 fee (includes shipping). Call 800-933-5595 for details.

Check the fit regularly, especially on growing dogs. Examine the harness for signs of chewing, fraying, or damage. Do not leave the harness on your dog unattended.



Brutus

**Love your harness?  
Check out these  
other solution products  
from Premier®...**

(See back panel)

3